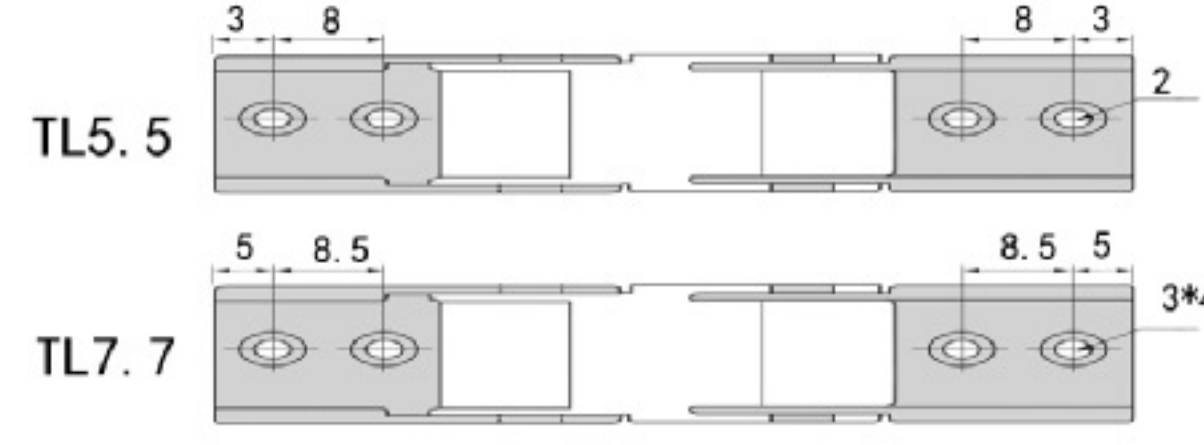
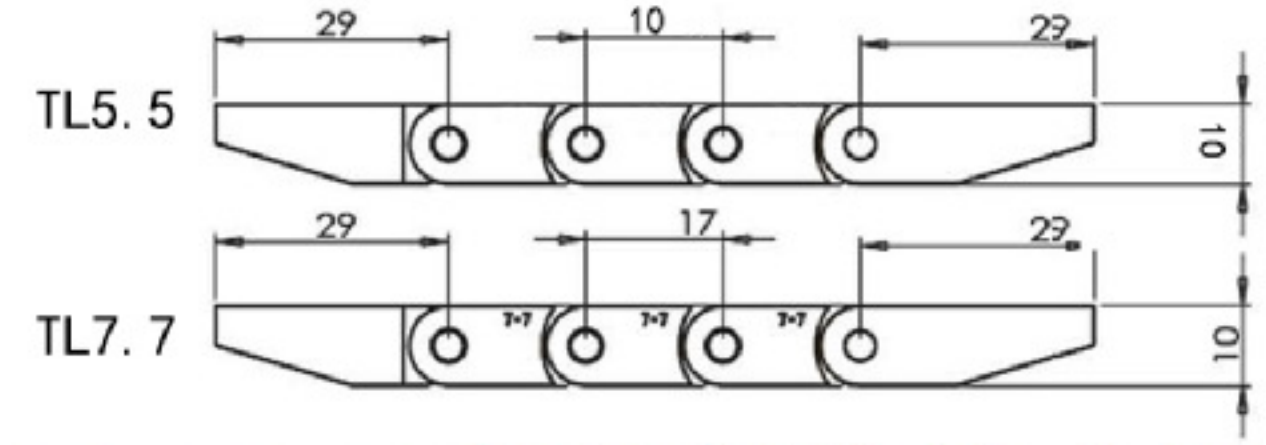


TL7 工程塑料拖链 (桥式)

TL7 engineering plastic drag chain (bridge type)

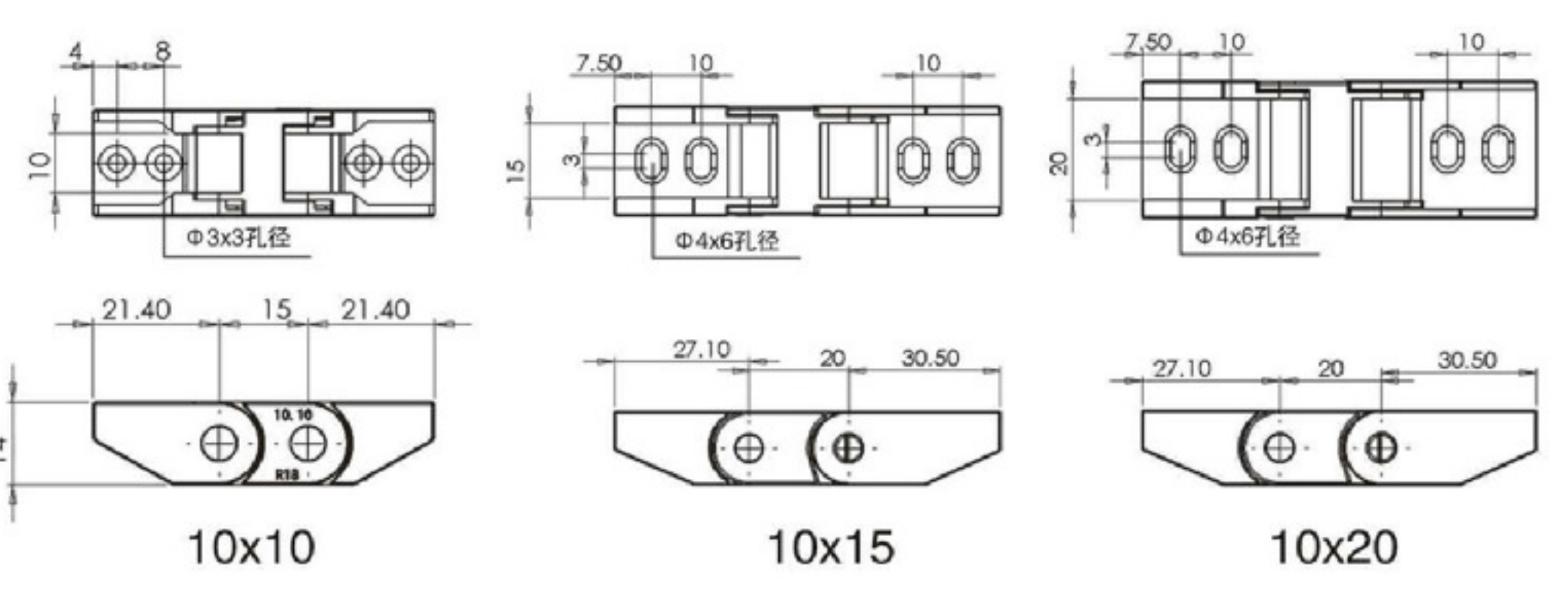
型号 Type	内腔 (高x宽) Inside Diameter (height x length)	外径 (高x宽) Outside Diameter (height x length)	回转半径 radius of gyration	接头 joint
TL5.5	5x5	8x9	15	
TL7.7	7x7	10x12	18	



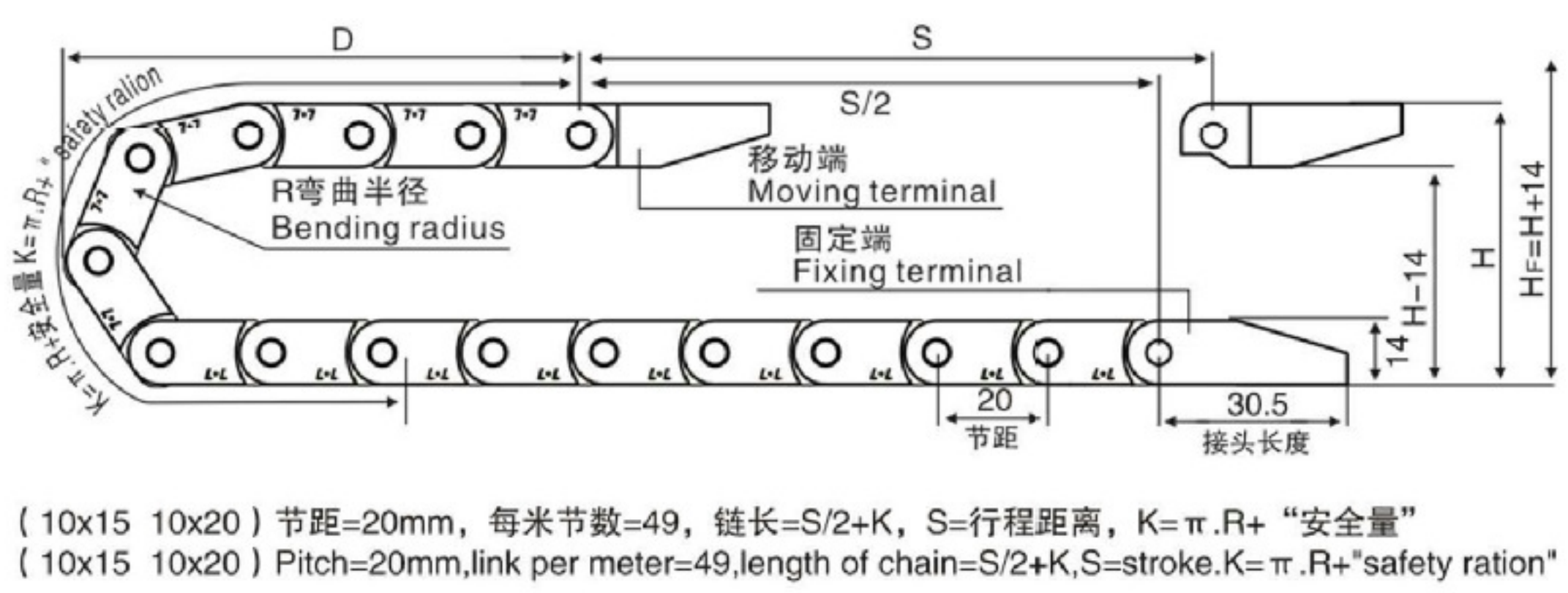
TL10 工程塑料拖链 (桥式)

TL10 engineering plastic drag chain (bridge type)

型号 Type	内腔 (高x宽) Inside Diameter (height x length)	外径 (高x宽) Outside Diameter (height x length)	回转半径 radius of gyration	桥式 bridge type	全封闭 Fully enclosed	半封闭 Semi-closed
TL10.10	10x10	15x17	18	✓	X	X
TL10.15	10x15	15x22		✓	X	X
TL10.20	10x20	15x27		✓	X	X
TL10.30	10x30	15x37		✓	X	X



联接器示意图
A sketch for connecting device

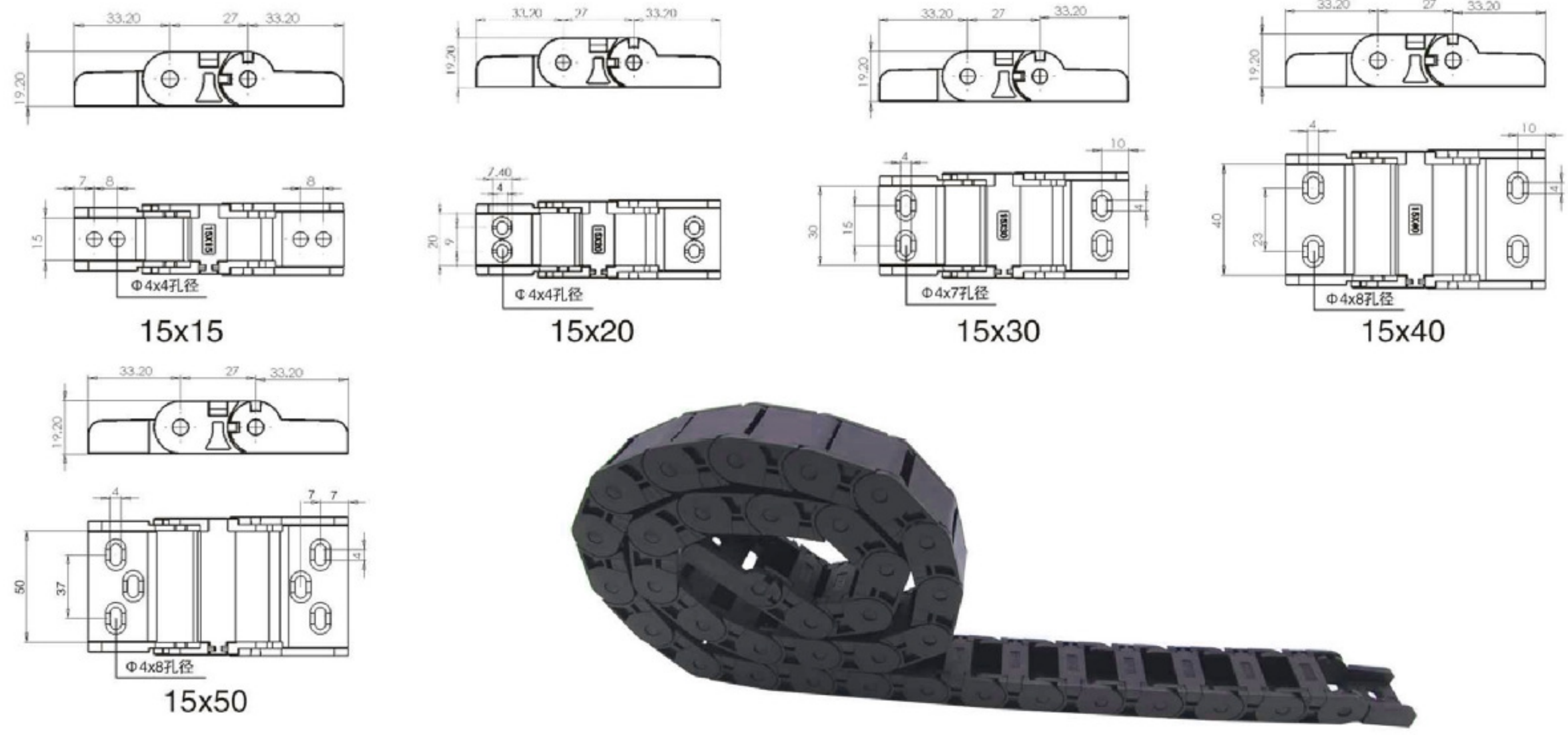


(10x15 10x20) 节距=20mm, 每米节数=49, 链长=S/2+K, S=行程距离, K=π.R+“安全量”
(10x15 10x20) Pitch=20mm, link per meter=49, length of chain=S/2+K, S=stroke. K=π.R+“safety ration”

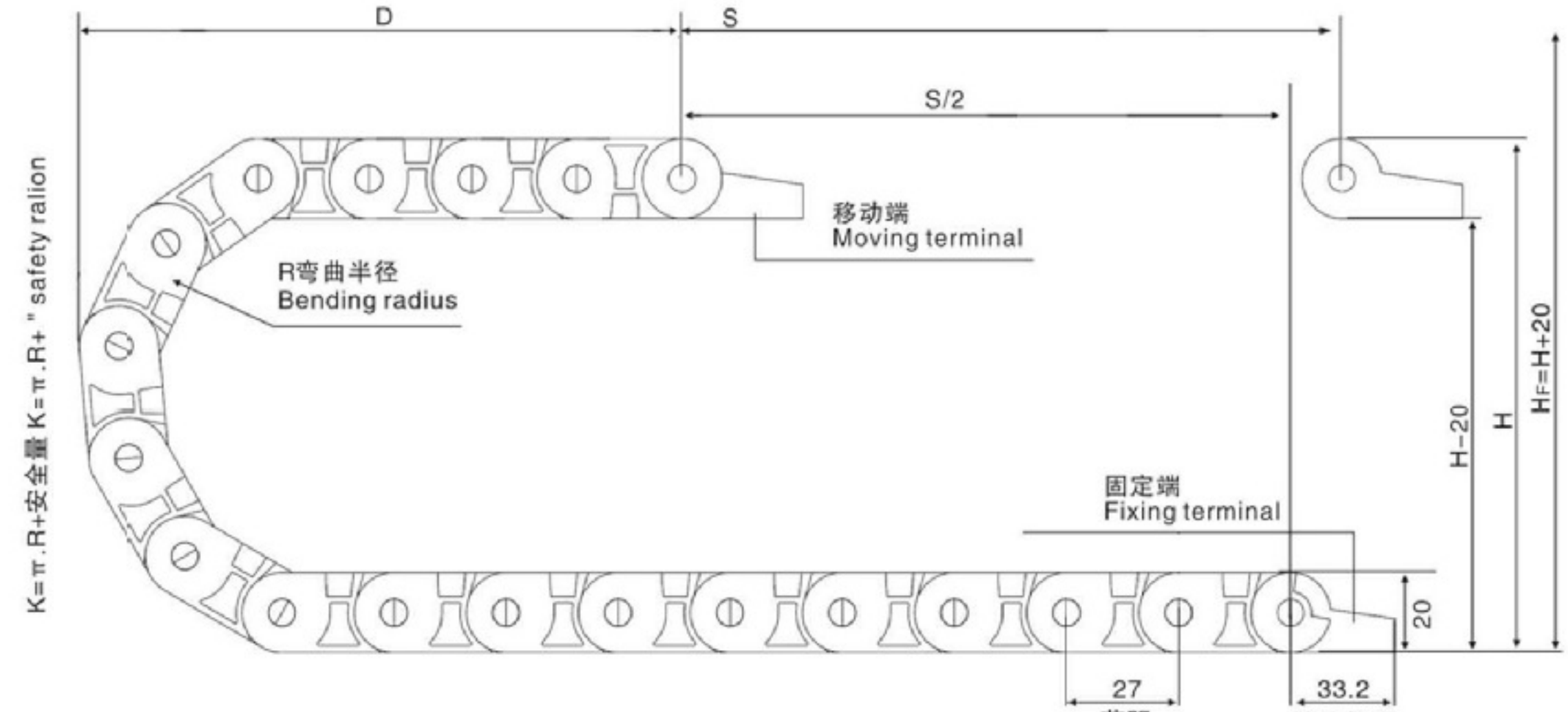
TL15 工程塑料拖链 (半封闭)

TL15 engineering plastic drag chain (semi-closed)

型号 Type	内腔 (高x宽) Inside Diameter (height x length)	外径 (高x宽) Outside Diameter (height x length)	回转半径 radius of gyration	桥式 bridge type	全封闭 Fully enclosed	半封闭 Semi-closed
TL15.15	15x15	20x23	28 38 48	X	X	✓
TL15.20	15x20	20x29		X	X	✓
TL15.30	15x30	20x39		X	X	✓
TL15.40	15x40	20x49		X	X	✓
TL15.50	15x50	20x59		X	X	✓



联接器示意图
A sketch for connecting device

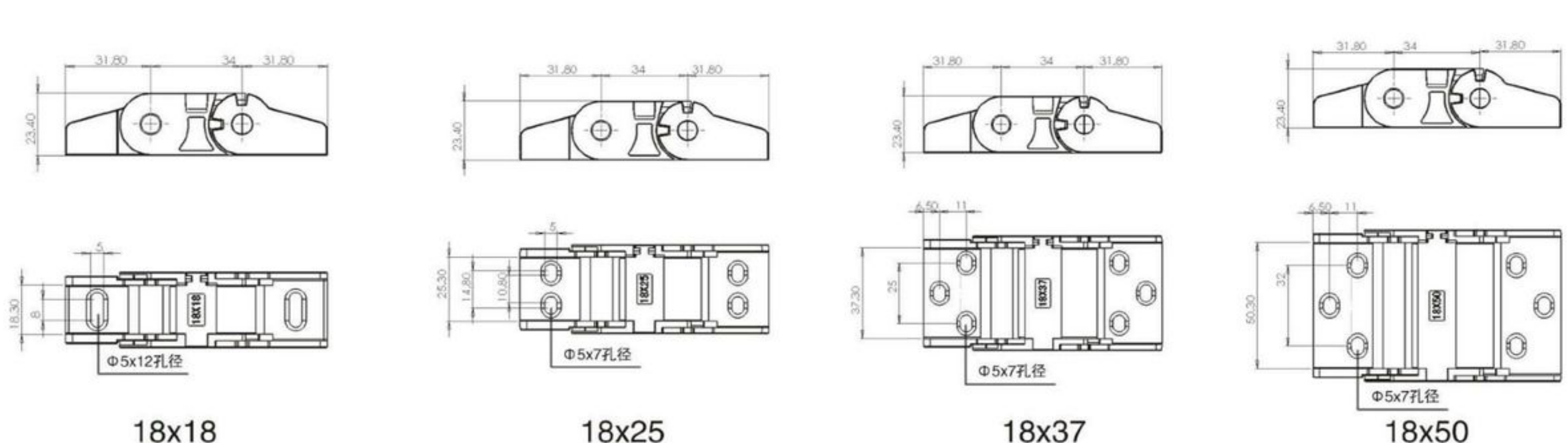


节距=27mm, 每米节数=27, 链长=S/2+K, S=行程距离, K=π.R+“安全量”
Pitch=27mm, link per meter=27, length of chain=S/2+K, S=stroke. K=π.R+“safety ration”

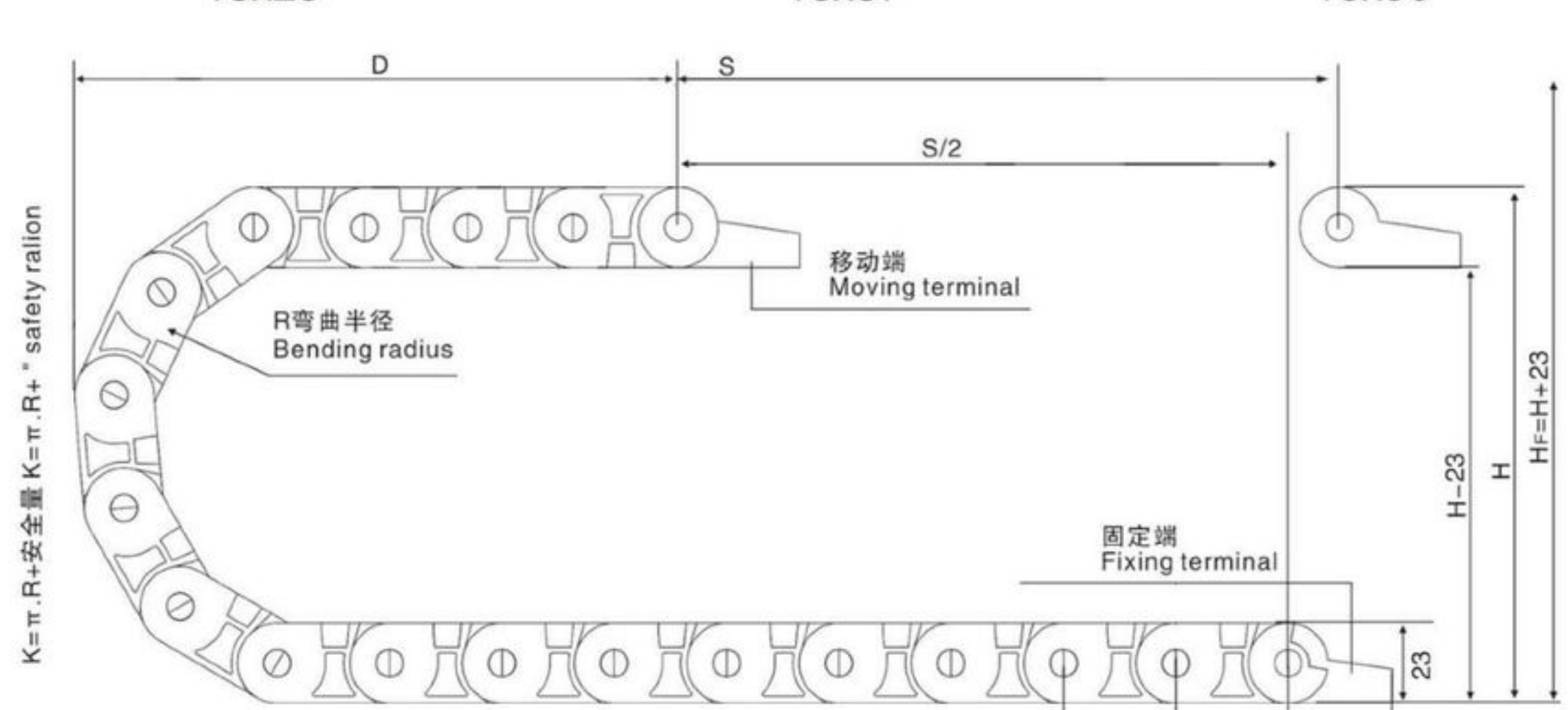
TL18 工程塑料拖链 (桥式)

TL18 engineering plastic drag chain (bridge type)

型号 Type	内腔 (高x宽) Inside Diameter (height x length)	外径 (高x宽) Outside Diameter (height x length)	回转半径 radius of gyration	桥式 bridge type	全封闭 Fully enclosed	半封闭 Semi-closed
TL18.18	18x18	23x28	28 38 48	X	X	✓
TL18.25	18x25	23x35		X	X	✓
TL18.37	18x37	23x47		X	X	✓
TL18.50	18x50	23x60		X	X	✓



联接器示意图
A sketch for connecting device

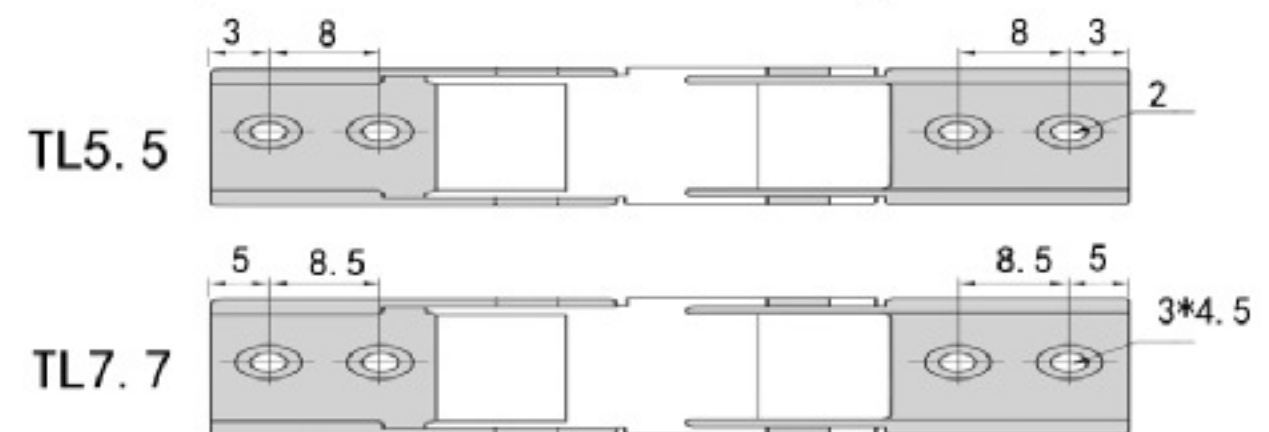
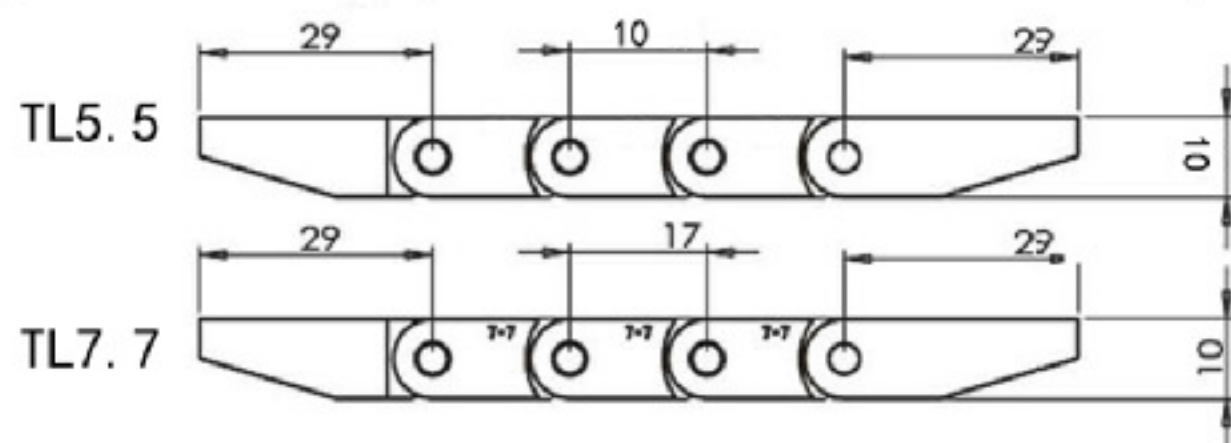


节距=34mm, 每米节数=30, 链长=S/2+K, S=行程距离, K=π.R+“安全量”
Pitch=34mm, link per meter=30, length of chain=S/2+K, S=stroke. K=π.R+“safety ration”

TL7 工程塑料拖链 (桥式)

TL7 engineering plastic drag chain (bridge type)

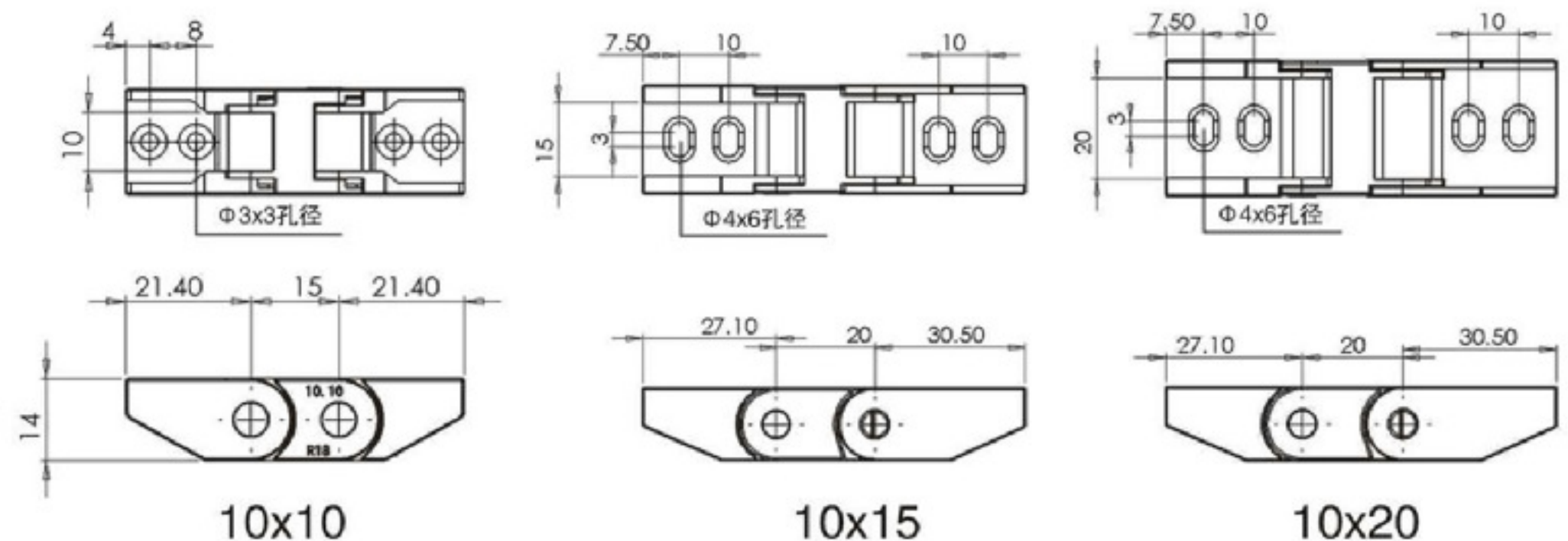
型号 Type	内腔 (高x宽) Inside Diameter (height x length)	外径 (高x宽) Outside Diameter (height x length)	回转半径 radius of gyration	接头 joint
TL5.5	5X5	8X9	15	
TL7.7	7x7	10X12	18	



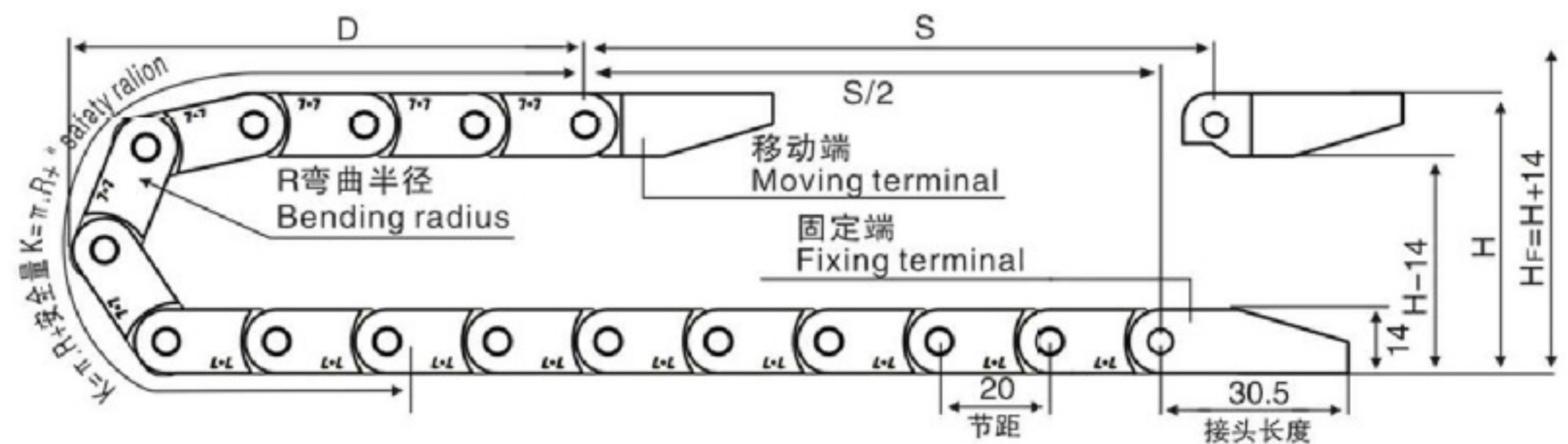
TL10 工程塑料拖链 (桥式)

TL10 engineering plastic drag chain (bridge type)

型号 Type	内腔 (高x宽) Inside Diameter (height x length)	外径 (高x宽) Outside Diameter (height x length)	回转半径 radius of gyration	桥式 bridge type	全封闭 Fully enclosed	半封闭 Semi-closed
TL10.10	10x10	15x17	18	✓	X	X
TL10.15	10x15	15x22		✓	X	X
TL10.20	10x20	15x27		✓	X	X
TL10.30	10x30	15x37		✓	X	X



连接器示意图
A sketch for connecting device



(10x15 10x20) 节距=20mm, 每米节数=49, 链长=S/2+K, S=行程距离, K=π.R+“安全量”
(10x15 10x20) Pitch=20mm, link per meter=49, length of chain=S/2+K, S=stroke. K=π.R+“safety ration”