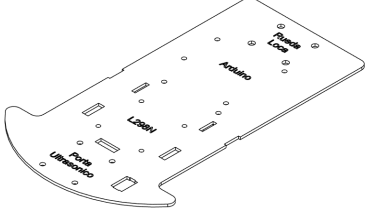
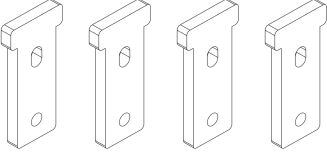
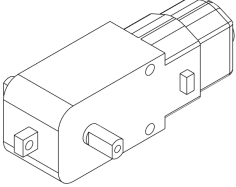

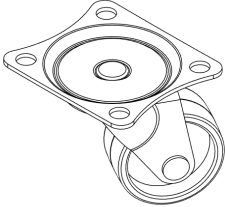
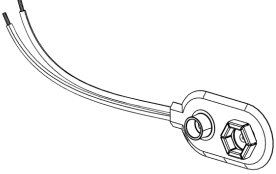

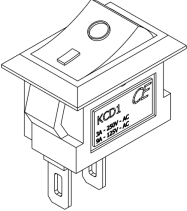
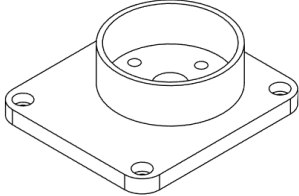
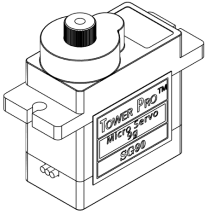
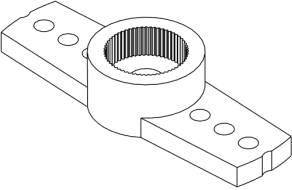
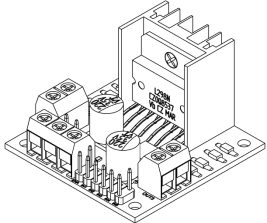
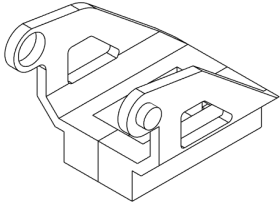
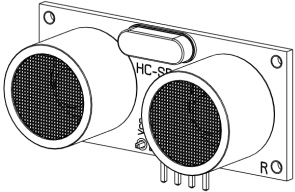
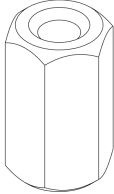
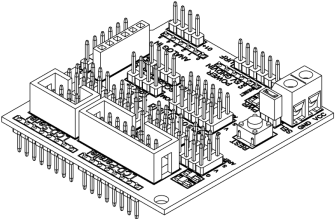
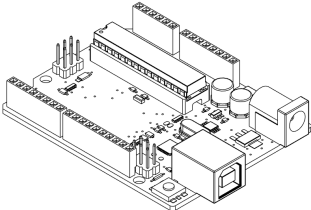
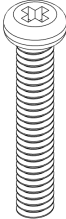
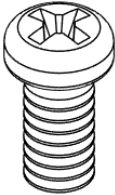
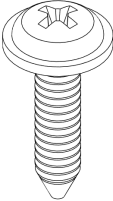
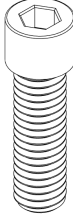
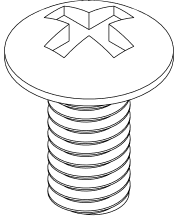
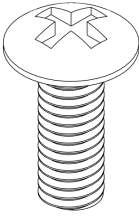
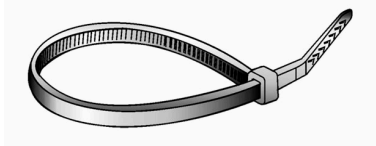
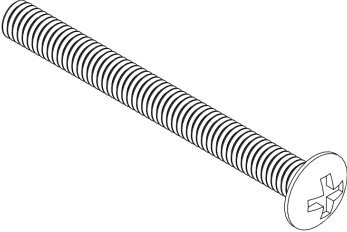
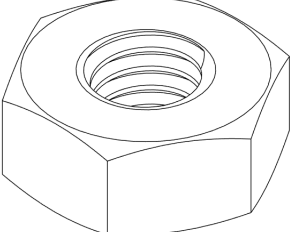



LISTA DE MATERIALES

 <p>Chasis de acrílico (A)</p>	 <p>4 Soportes de Motor (B)</p>	 <p>Motor DC (D) con cables soldados</p>
 <p>2 Llantas (E)</p>	 <p>Rueda Loca (N)</p>	 <p>Conector Batería (S)</p>
 <p>Pila de 9V DC (G)</p>	 <p>Switch (F) con cables soldados</p>	 <p>Base Servomotor (H)</p>
 <p>Servomotor (O)</p>	 <p>Hélice Servomotor (Q)</p>	 <p>Módulo Puente H L298N (L)</p>

 <p>Soporte p/Ultrasonico (I)</p>	 <p>Sensor Ultrasonico (R)</p>	 <p>4 Separadores de Latón M3x10mm H-H (M)</p>
 <p>Sensor Shield V5 (K)</p>	 <p>Placa UNO R3 (J) con cable USB y Headers</p>	 <p>4 Tornillos M2x11</p>
 <p>1 Tornillo M2x4</p>	 <p>2 Tornillos M2x8</p>	 <p>4 Tornillos M3x10</p>
 <p>10 Tornillos M3x6</p>	 <p>2 Tornillos M3x8</p>	 <p>2 Cinchos de plástico (T)</p>
 <p>4 Tornillos M3x30</p>	 <p>10 Tuercas M3 y 4 Tuercas M2</p>	 <p>18 Cables Dupont Largos HH (u)</p>