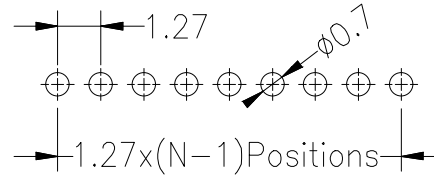


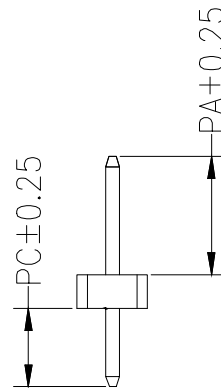
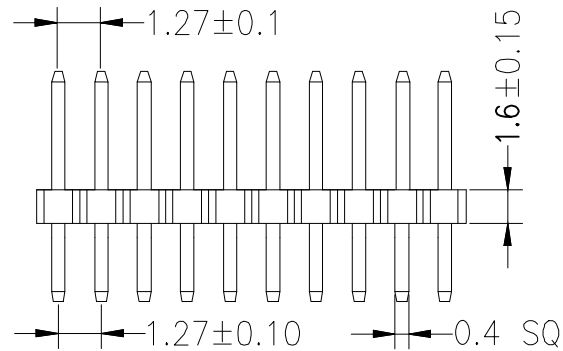
Recommended P.C.B Layout(Top Side)  
(PCB BOARD TOLERANCE±0.05)



SPECIFICATIONS

Rated Current:1.0AMP  
Contact Resistance:20mΩ Max  
Withstand Voltage:500V AC/DC  
Insulation Resistance:1000MΩ Min  
Operation Temperature:-40°c to +105°c

Contact Material:Brass  
Contact Plating:Au or Sn Over Ni  
Insulator Material:Polyester(UL94V-0)  
Standard: PA6T  
Max.Processing Temp: 230°C for 30-60 seconds  
(260°C for 10 seconds)



Dimension antitheses list			
ITEM	PA	PC	L
Standard	3.20	2.40	7.20
Alternate			

Ordering Information

PZ 127 - \* - N - Z - \* - \*\*

No.of Rows  
1=Single Row  
2=Dual Row

No.of Pins  
2-40Pin

Type  
Z=直针  
S=弯针  
WS=弯脚

Length  
(产品总高度)

Contact Plating  
G0:Gold Flash  
G1:1u" Gold  
G2:3u" Gold  
G3:5u" Gold  
G4:10u" Gold  
G5:15u" Gold  
G6:30u" Gold  
S0:Gold Flash/Tin  
S1:Tin

			GENERAL TOLERANCE		制图 DRAWING		深圳市华灿天禄电子有限公司 ShenzhenhuacantianluELECTRONICS CO.,LTD			
			DIM	TOL	审核		产品名称	1.27双排 排针 直针	版本	A
			X.X	±0.30	批准		TITLE		REV.	
1	初版发行		X.XX	±0.20	比例		产品料号	PZ127-1-N-Z-7.2-XX	单位	mm
序号	变更内容	日期	X.XXX	±0.10	SCALE		PART NO.		页次	1/1
No.	MODIFY CONTENT	MODIFY DATE	Angle	±3.0°	投影		材料		SHEET	
					Projection		MATERIAL			