




# INSTRUCTIONS



Step 1 : Take out the clip.



Step 2 : Insert the dupont line.



Step 3 : Push out the clip

---

## OPERATING SKILLS

一: The method of holding small chip pin:

Wobble the hand gently and push forward slightly.

二: After use , don't force the clip off from the chip pin .

To push out the clip and gently remove it from the chip pin.

三: If it can't hold the chip pin,  
please refer to the picture.

Adjust the front end of the clip with  
tweezers to make the angle close to 90 degrees.

